



IF WE BELIEVE, WE CAN ACHIEVE

COLLABORATION - CONNECTIVITY – INDEPENDENCE – INNOVATION – QUESTIONING – REFLECTION - RESILIENCE

Dear parents and carers,

Sports day was such a great end to the week. Thank you to all those of you who joined us and gave the children such positive support. Thanks also to Mr Read for organising the event and class teachers for preparing the children so well. A special shout out to the toddlers and our nursery children who were so impressive.

Our roaming photographers have captured some of the moments below!



On Thursday this week Fran Quinlan shared her artistic talents with the Navigators who made 3-D tile sculptures. Such a treat to have an artist to inspire our children.



Also, on Thursday we had our Teddy fundraiser for Julia's House. The children raised £83.00. The winning weight of the teddybear was 153g and one lucky winner will be announced in assembly on Monday! Thank you to Mrs Stone and the ambassadors for organising the day.



Summer fair


As usual we will be having mufti (non-school uniform) days to help provide items for the summer fair. These will be:

Thursday 26th June

Sweets for the jam jars /teddies and soft toys for the teddy tombola

Friday 4th July

Bottles (alcoholic and non-alcoholic) for the booze or lose stall and Chocolate/sweets for the Tombola



Thank you for visiting the book fair. Your purchases will have helped the school to buy additional books for the classrooms from the general catalogue.

A snapshot of learning for this week:

In Explorers we have been learning about ponds and after some child led enquiry the focus became about frogs and their life cycle. The explorers have also got a starting school shed with all the equipment and uniform of course!!



In Adventurers we have been using a globe to find places in the world that we have been to. We then thought about the different types of transport we have used to travel to these places. We

also created our own tally charts and completed a survey of the different vehicles that travelled past the school in a 10 minute window, we are going to do this again at a different time of day to see if there are more or less of each type of vehicle going past at a different time.



In Voyagers we have been focusing on extending our sentences while writing diaries from the Great Fire of London. We have also practised hard for sports day and shared the importance of taking part and doing our best.

In Navigators we have been exploring persuasive writing techniques, including using rhetorical questions, the 'power of 3' and exaggeration. We have also created posters to advertise our stalls and planned a 'pitch' script to encourage others in the school to visit our stalls. We took part in an art workshop where we created a 3D clay tile and learnt 3 techniques for working with clay including pinch pot, coiling and slab. We have also created some interesting shapes in Logo using the repeat loop command.



A snapshot of learning for next week:

Explorers will be focussing their learning on rockpools.

In Adventurers we will be thinking about vehicles in the past and present and spotting ways in which they have changed. We will also be designing our own mode of transport for the future!

Voyagers will be looking at artefacts and images from 1666 and thinking about questions that they can ask to learn more about them including, how they were used and what they were made from. We will also be talking about the up and coming changes in school, finishing the week off on our transfer day and getting comfortable with our new classes.

Navigators will be 'pitching' to the school to encourage and persuade them to visit our stall. We will also be starting our design technology and science project to create a working fairground carousel. The children will need to learn how to create an electrical circuit with a switch and motor, design what their fairground ride will look like, and then build the fairground ride with all its working parts!

Please see letter below from Dorset and Wiltshire Fire and Rescue Service

Dear parents and carers,

With the current heatwave and amber weather warning it is important that we stay safe whilst enjoying the sunny weather.

Please consider this safety information and share with your family as appropriate.

Outdoor fire safety:

- Avoid having open fires and BBQs in the countryside. In many areas these are banned so make sure you check what is and is not allowed.
- If you are having a BBQ at home, please make sure you:
 - Never leave a barbecue unattended.
 - Always position the barbecue on a level site, away from wooden fencing, sheds, hedges, dry grass and vegetation.
 - Keep children, garden games and pets well away from the cooking area. [Dorset & Wiltshire Fire Service | Barbecues](#)
- Dispose of smoking materials responsibly
- Keep matches and lighters out of reach of children
- Most children do not play with fire, however boredom and peer pressure can lead to fire setting when in a group with friends. Talk to your child about the dangers of playing with fire, and help them with strategies to make positive choices and if needed remove themselves from the situation.
- If you see a fire, call 999 and report it immediately

Indoor fire safety:

- If you are using electric fans, make sure they are on flat surfaces and switch them off when not in use
- Keep the electric fans out of the reach of young children
- Have working smoke alarms and make sure everyone knows how to escape if there is a fire

Water safety:

Make sure everyone knows how to **Float to live** [Float To Live – What To Do In An Emergency – RNLI](#)

1. Tilt your head back and submerge your ears
2. Relax and try to breathe normally
3. Use your hands to help you stay afloat
4. It's OK if your legs sink, everyone floats differently
5. Spread your arms and legs to improve stability

If you see someone in trouble in the water:

- Call for help: Call 999 or 112. Ask for the coastguard at the coast or Fire and Rescue Service if inland
- Tell them to float
- Throw them a line: Have something that floats or that they can hold on to? Throw it to them.
- Stay safe: Do not enter the water yourself. Too many people drown trying to save others.

Remind children to stay with an adult, or if your child is old enough to be out independently, remind them to never go into the water alone and remember the safety advice below.

Before going into the water:

- Know your limits and don't take risks. Do the conditions exceed your ability? Swimming in the sea, river or lake is very different to swimming in a pool.
- It is safer to go to a lifeguarded beach. [Find Your Nearest RNLI Lifeguarded Beaches](#)
- It is safer to only swim between the red and yellow flags, make sure everyone knows what the flags and signs mean [RNLI Beach Safety – Know Your Flags And Signs](#)
- Be aware of the dangers such as under water hazards, tides and currents
- Go with others and look out for each other

- Make sure your phone is charged so you can call for help if you come across anyone who needs it
- Please look at the safety advice on the RNLI website if someone is considering other water activities such as paddleboarding, surfing, angling etc [Choose your activity - Safety advice](#)

When you enter the water:

- Take a moment to acclimatise to the water temperature. Understand the risks of cold water shock [RNLI Water Safety - The Dangers Of Cold Water Shock](#)
- Never jump into unknown water, there could be hazards under the water, or currents you are not aware of.

While you're in the water:

- Make sure you have someone watching from the land. Make sure they have a way to call for help.
- Understand the different risks in water such as rip currents and tides [RNLI sea safety: Know the risks in and beside the water](#)

At the coast:

The Jurassic coastline is prone to erosion and cliff falls.

- Never go under the cliffs, if there is a cliff fall, the debris can reach beyond the low tide
- Never go near the edge of cliffs
- Keep dogs on leads if you are walking on top of the cliffs

Road Safety

In warm weather there could be an increase of vulnerable road users.

- As a driver be alert to an increase of pedestrians in some areas, especially children playing outside, cyclists, motorbikes, and horse riders.
- If you are a cyclist, biker, or horse rider, make sure you wear the correct safety gear and take care on the roads.

Vulnerable people

Children and older people can be at a greater risk during a heatwave, make sure everyone stays hydrated, stays cool and wears sun protection, for further advice from the NHS

[Heatwave: how to cope in hot weather - NHS](#)

In case of emergency:

- Make sure at least one person in the group has a charged mobile phone.
- Download **what3words** so you can give an accurate location to the emergency service, this is a free app which will help locate you.
- In an emergency; call 999 and ask for the Fire and Rescue Service (or coastguard if a water safety incident at the coast)
- If you have older children who are out independently, suggest they make sure they have their own charged mobile phone with **what3words** downloaded.

Dorset & Wiltshire Fire and Rescue Service want everyone to have a lovely but safe summer, for further safety advice please visit [Dorset & Wiltshire Fire Service](#) and [Water Safety Advice And Tips - Know The Risks](#)

Online Safety

They say a picture's worth a thousand words and when it comes to emojis, that's often true. But in the wrong context, these innocent-seeming icons can take on a whole new meaning, sometimes hinting at things that aren't as light-hearted as they appear.

This week's guide breaks down some of the slang and symbols young people use online and explains how some could be masking real issues, from bullying and exclusion to harmful behaviours.

A uniform code for Cranborne Middle School



SWi

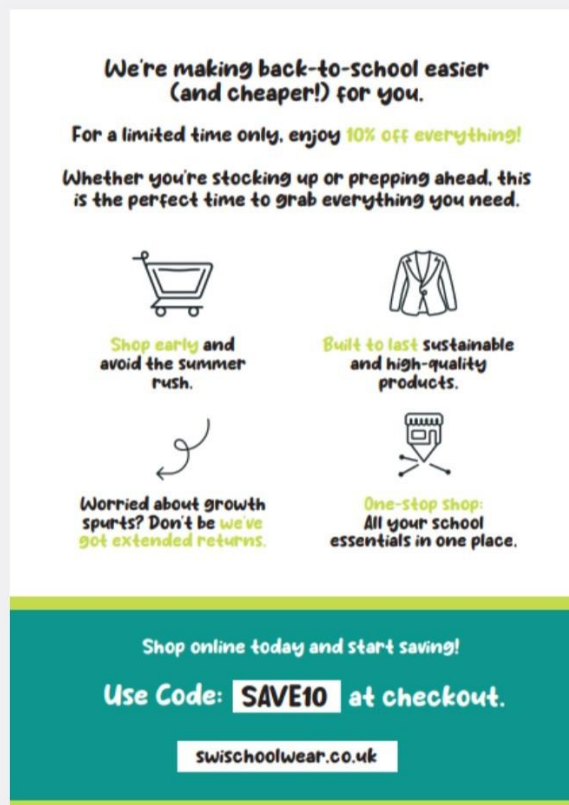
Ready, Set, Save!

10% off Everything!

25th June - 1st July

Use Code: **SAVE10** at checkout.


swischoolwear.co.uk





We're making back-to-school easier
(and cheaper!) for you.


For a limited time only, enjoy **10% off everything!**

Whether you're stocking up or prepping ahead, this
is the perfect time to grab everything you need.

 **Shop early** and
avoid the summer
rush.

 **Built to last** sustainable
and high-quality
products.

 **Worried about growth
spurts? Don't be** we've
got **extended returns.**

 **One-stop shop:**
All your school
essentials in one place.

Shop online today and start saving!

Use Code: **SAVE10** at checkout.

swischoolwear.co.uk



Upcoming Dates (new dates added)

[Please note that dates for the year ahead are on the school website including Christmas performance/ sports day and the calendar will be updated regularly as new activities/events become available to us]

Thursday 26th June **Non-school uniform day** Sweets for the jam jars /teddies and soft toys for the teddy tombola

Y3 and 4 Entrepreneur Event (Children may like to bring some change so they can take part.

Friday 27th June **Transfer Day**

Wednesday 2nd July **Larmer Tree Project (visiting musicians)**

Thursday 3rd July **Y3 and 4 visit to Paultons Park**

Friday 4th July **Non-school uniform day**

Bottles (alcoholic and non-alcoholic for the booze or lose stall/Chocolate/sweets for the Tombola

Monday 7th July **HAT music experience for KS2 (visiting musicians from Royal College of Music) hosted at Sixpenny**

Thursday 10th July **Y4 swimming gala (8 chn Y3/4)**

Friday 11th July **Summer Fair**

Tuesday 15th July **Y3 and Y4 Larmer Tree Festival**

Thursday 17th July **Explorers Leavers' Party (3:30pm - 4:30pm)**

Friday 18th July **Forest Adventures on the Rushmore Estate (Reception to Year 4)**

Tuesday 22nd July **Leavers' Assembly 9:15am**

Leavers' party 3pm -5:30pm

Wednesday 23rd July **Final day of school. School finishes at 1:45pm. Year 4 will exit last at the end of the day onto the playground so we can applaud them as they leave us for the next stage of their learning. Nursery will remain open for those parents who need it till 3pm. There is no wraparound provision on the final day.**

Kind regards,



Mrs Rachael Musselwhite (Headteacher)