

# Online safety tips for parents of primary school children 6-10 Year Olds

internet matters.org



## Checklist:

### Agree on boundaries

**Be clear about what your child can and can't do online** – where and when they can use the internet, how much time they can spend online, the sites they can visit and the type of information they can share. Agree with your child when they can have a mobile phone or tablet.


When you do give them their first device make sure that it is set up appropriately for them with the right parental controls in place. It's a good idea to **introduce tech-free meal times** and encourage them to **keep phones out of the bedroom at night** to help them build a healthy screen time balance.

### Put yourself in control

**Set parental controls on your home broadband and any internet-enabled devices.** Set up a user account for your child on the main device they use and make sure other accounts in the household are password-protected so that younger children can't access them by accident.

### Explore together

The best way to support your child online is to **talk to them about what they do online** and what sites and apps they like to use. Be inquisitive and ask them to show you their favourites to check they're suitable.



## Search safely

If you let your child search independently, **make sure safe search is activated on Google and other search engines**, as well as restricted mode on YouTube. You can set your default search to one designed specifically for children, such as Swiggle, and can save time by adding these to your Favourites.

## Check if it's suitable

The age ratings that come with games, apps, films and social networks are a good guide to whether they're suitable for your child. **For example, the minimum age limit is 13 for several social networking sites**, including Facebook, Instagram, Snapchat and TikTok.


Make use of platforms and services designed with children in mind like CBBC, YouTube Kids, Sky Kids, BBC iPlayerKids. Although sites aimed at under-10s like Spotlite (Formerly Kudos) also have social networking elements. See other similar social networking sites built for kids in our ['Social networks made for kids' guide](#).

## Stay involved

**Encourage them to use their tech devices in a shared space** like the lounge or kitchen so you can keep an eye on how they're using the internet and also share in their enjoyment.

## Talk to siblings

It's a good idea to talk to any older children about what they're doing online and what they show to younger children. **Encourage them to be responsible and help keep their younger siblings safe.**



## Know this stuff matters, but don't know where to turn?

Internet Matters is a free online resource for every parent in the UK. We'll show you the best ways to protect your children online – with information, advice and support on all the big online safety issues.

44%

of 5-10 year olds  
have their own  
mobile phone\*

81%

use a tablet  
to go online\*

\*Source: Ofcom Children and parents: Media use and attitudes report 2022

# Learn about it:

## Teach your child some simple rules

- Make sure your child knows **not to share personal information** like their phone number or email address online.
- Encourage them to **only talk to real-life friends or family** if they are on sites with a social media or chat element like Roblox.
- **Use privacy settings** wherever they exist to keep their information private - help your child to set these up. Remember that the default on many sites is public.
- **Be a good online friend** and don't say nasty things even if it's just a joke.
- Direct them to use **secure and legal sites to download** music and games to avoid experiencing the risks associated with streaming content from unauthorised sites. Visit our ['Dangers of digital piracy' advice hub](#) more advice.
- Advise them to **Check attachments and pop-ups for viruses** before they click or download anything and ask if they aren't sure. You can set up their phone/tablet so you need to grant permission before they are able to download an app or game.
- **Encourage them to use Public Friendly WiFi** when they're out and about to filter inappropriate content but also use the parental control tools on the device just in case they do connect to an unfiltered WiFi - the most likely place for this to happen could be at a friend's house.
- **Help them to better understand the different online platforms they use** and judge the quality and reliability of online resources. Take a look at our [fake news and misinformation advice hub](#) to help children spot, and stop the spread of fake news online.



## Talk about it:

### Tips for a meaningful conversation

- Start conversations when your children won't be embarrassed, for example in the car going home from school. **Try to de-personalise it by asking their opinion on a current news story** that relates to an online issue.
- **Be proactive - don't wait until something has already gone wrong** - discuss issues ahead of time - knowing what children of a similar age are doing will help you know more about the environment that your child is living in.
- **Ask them for advice on how to do something online** and use this as a conversation starter.
- Make sure they know they can come to you if they're upset by something they've seen online - **listen to them when they do and try not to overreact** - the important thing is that they have come and told you!
- **Be sensitive and praise them** when they share their online experiences with you.
- If your child comes to you with an issue, **stay calm and listen without judging them.**
- **Talk about online grooming as you would stranger danger** and explain that people they meet online might not be who they say they are.
- Ask them about things online which **might make them (or others) uncomfortable.**



## Deal with it

You can find out where to get help and advice on the [Report issue](#) resource page of internetmatters.org, where we include information on how to report problems – and which relevant organisations and agencies to turn to.

On this page, we also provide information on how to deal with any specific issues you may encounter with your child; such as finding inappropriate content and cyberbullying.

## Stay safe at secondary school


Exposure to some of these issues increases when children move up to secondary school so make sure your child is prepared – find out more with our pre-teens age guide at [internetmatters.org/advice/11-13](#)

Scan below or visit [internetmatters.org](#) for more advice





 [InternetMatters](#)

 [@im\\_org](#)

 [@InternetMatters](#)

 [Internet Matters Ltd](#)

 [@internetmattersorg](#)

 [@InternetMatters\\_org](#)

**internet  
matters.org**